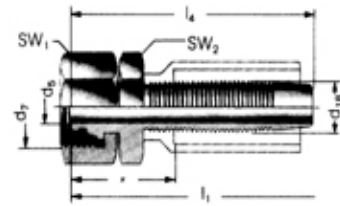


METRIC HYDRAULIC NIPPLES # 20078 Continued

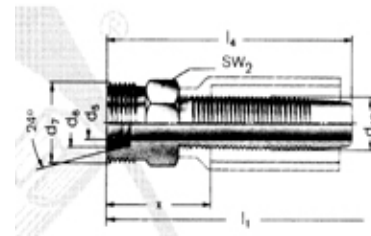
Item # 20078 B6 - Extra Heavy Pressure - Straight - (Formerly 2353 EH)

SIZE DN - Female Metric	SOCKET THREAD	LENGTH	USE WITH SOCKET	CONNECTION TO HYDRAULIC FITTING
				NOM. SIZE
5-16 x 1.5	7.5 x .75	67	1ST/2ST	8S
6-18 x 1.5	9 x 1	73	1ST/2ST	10S
8-20 x 1.5	11 x 1	75.5	1ST/2ST	12S
10-22 x 1.5	13 x 1	84	1ST/2ST	14S
12-24 x 1.5	16 x 1	90	1ST/2ST	16S
16-30 x 2	19 x 1	102.5	1ST/2ST	20S
20-36 x 2	23 x 1	112.5	1ST/2ST	25S
25-42 x 2	29 x 1.5	122	1ST/2ST	30S



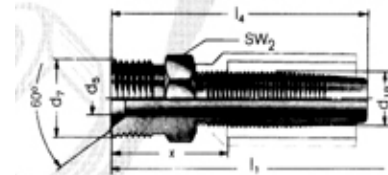
New Item # 20078 D1 - Heavy/Standard Pressure - Straight

SIZE DN - Male Metric	SOCKET THREAD	LENGTH	USE WITH SOCKET	CONNECTION TO HYDRAULIC FITTING
				NOM. SIZE
5-12 x 1.5	7.5 x .75	52	2TE/3TE	6L
6-14 x 1.5	9 x 1	59	2TE/3TE	8L
8-16 x 1.5	11 x 1	62	2TE/3TE	10L
10-18 x 1.5	13 x 1	67	2TE/3TE	12L
12-22 x 1.5	16 x 1	73.5	2TE/3TE	15L
16-26 x 1.5	19 x 1	80.5	2TE/3TE	18L
20-30 x 2	23 x 1	88.5	2TE/3TE	22L
25-36 x 2	29 x 1.5	93.5	2TE/3TE	28L



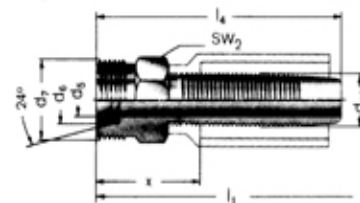
New Item # 20078 D6 - Heavy/Standard Pressure

SIZE DN - Male BSP	SOCKET THREAD	LENGTH	USE WITH SOCKET
5-1/4 BSP	7.5 x .75	52	2TE/3TE
6-1/4 BSP	9 x 1	59	2TE/3TE
8-3/8 BSP	11 x 1	62	2TE/3TE
10-1/2 BSP	13 x 1	67	2TE/3TE
12-5/8 BSP	16 x 1	73.5	2TE/3TE
16-3/4 BSP	19 x 1	80.5	2TE/3TE
20-1 BSP	23 x 1	88.5	2TE/3TE
25-1 1/4 BSP	29 x 1.5	93.5	2TE/3TE



New Item # 20078 E1 - Extra Heavy Pressure

SIZE DN - Male Metric	SOCKET THREAD	LENGTH	USE WITH SOCKET	CONNECTION TO HYDRAULIC FITTING
				NOM. SIZE
5-16 x 1.5	7.5 x .75	58	1ST/2ST	8S
6 18 x 1.8	9 x 1	64	1ST/2ST	10S
8-20 x 1.5	11 x 1	66	1ST/2ST	12S
10-22 x 1.5	13 x 1	73	1ST/2ST	14S
12-24 x 1.5	16 x 1	80.5	1ST/2ST	16S
16-30 x 2	19 x 1	88.5	1ST/2ST	20S
20-36 x 2	23 x 1	96.5	1ST/2ST	25S
25-42 x 2	29 x 1.5	105.5	1ST/2ST	30S



How to Order

Item #: 20078 D1
Size: 6-14 x 1.5
Quantity: 10
Tel: 1-888-966-MMCC