


SELF-TAPPING THREADED INSERTS # 9168

Hardened Steel - Zinc Plated

9168 HS Hole Series - Short

INSERT			HOLE	
SCREW THREAD	LENGTH	AVAILABILITY	DIA.	DEPTH
M 3.5 x .6	5	x	5.5 - 5.6	7
M 4 x .7	6	x	6 - 6.1	10
M 5 x .8	7	x	7.4 - 7.6	9
M 6 x 1	8	x	9.3 - 9.5	10
M 8 x 1.25	9	x	11.1 - 11.3	11
M 10 x 1.5	10	x	13.1 - 13.3	13
M 12 x 1.75	12	x	15 - 15.2	15

"x" denotes stock availability




For Aluminum, Aluminum Alloys, Magnesium, Magnesium Alloys, Duroplastics, Thermoplastics, Etc.

9168 HL Hole Series - Long


INSERT			HOLE	
SCREW THREAD	LENGTH	AVAILABILITY	DIA.	DEPTH
M 3.5 x .6	8	x	5.5 - 5.6	10
M 4 x .7	8	x	6 - 6.1	10
M 5 x .8	10	x	7.4 - 7.6	13
M 6 x 1	12	x	9.3 - 9.5	15
M 8 x 1.25	14	x	11.1 - 11.3	17
M 10 x 1.5	18	x	13.1 - 13.3	22
M 12 x 1.75	22	x	15 - 15.2	26

"x" denotes stock availability



For Aluminum, Aluminum Alloys, Magnesium, Magnesium Alloys, Duroplastics, Thermoplastics, Etc.

9168 SS Slotted Series



For Light Metal Alloys, Cast Iron, Brass, Bronze, NF Metals, Plastics, laminated Materials, Hard Wood

INSERT			HOLE DIA.		HOLE DEPTH Min.
SCREW THREAD	LENGTH	AVAILABILITY	SOFT METAL/HARD WOOD	HARD METAL/PLASTICS	
M 3.5 x .6	8	x	5.3 - 5.4	5.5 - 5.6	10
M 4 x .7	8	x	5.8 - 5.9	6 - 6.1	10
M 5 x .8	10	x	7.1 - 7.2	7.3 - 7.5	13
M 6 x 1	14	x	8.6 - 8.8	8.9 - 9.2	17
M 8 x 1.25	15	x	10.6 - 10.8	10.9 - 11.2	18
M 10 x 1.5	18	x	12.6 - 12.8	12.9 - 13.2	22
M 12 x 1.75	22	x	14.6 - 14.8	14. - 15.2	26
M 14 x 2	24	x	16.6 - 16.8	16.9 - 17.2	28
M 16 x 2	22	x	18.6 - 18.8	18.9 - 19.2	27
M 18 x 2.5	24	x	20.6 - 20.8	20.9 - 21.2	29
M 20 x 2.5	27	x	24.6 - 24.8	24.9 - 25.2	32
M 22 x 2.5	30	x	24.6 - 24.8	24.9 - 25.2	36
M 24 x 3	30	x	28.6 - 28.8	28.9 - 29.2	36

"x" denotes stock availability

Recommended Minimum Edge Distance(s):

	FOR SAFE INSTALLATION	FOR FULL STRENGTH
Plastics:	.25 x Hole Dia.	.90 x Hole Dia.
Light Metals:	.25 x Hole Dia.	.90 x Hole Dia.
Castings:	.30 x Hole Dia.	.50 x Hole Dia.

For manual insertion of the insert use bolt and nut of the corresponding thread size:

1. Drill Hole
2. Screw on Nut
3. Insert Bolt
4. Screw Assembly into Hole

How to Order
Item #: 9168 HL
Size: 6 x 1
Quantity: 100
Tel: 1-888-966-MMCC

*Please note: Inserts made of Brass or Stainless Steel available - **Please inquire.**